

# RW



JOB NAME:

FIXTURE TYPE:

## **DECORATIVE WOOD LUMINAIRE**

### **FEATURES**

- Available in 1x4, 2x2, 2x4, and 4x4 sizes, in 2, 4, 6, and 8 lamp configurations, T8, T12, and BIAx.
- The warm look of real wood in a precision mitered frame with a subtle regress. Standard finish P-70 is rich dark walnut. Optional is genuine oak on OA10 finish for a more contemporary look.
- Set back housing finished in matte black provides a unique floating appearance for the wood frame.
- Frame hinges from either side for ease of maintenance.
- Series RW comes standard with an acrylic prismatic lens. Opal drop dish (RWD) or with grid.

### **SPECIFICATIONS**

- **HOUSING**  
Heavy gauge steel welded into one piece.
- **ELECTRICAL**  
Electronic, HPF ballasts comply with Federal Energy Efficiency standards.
- **FINISH**  
Premium quality white enamel paint on all reflecting surfaces. Stain matte black paint on exterior of housing.
- **SHIELDING**  
Acrylic prismatic is standard. Consult **Options** for other shieldings.
- **CERTIFICATION**  
All units bear UL and Made in U.S.A. label.

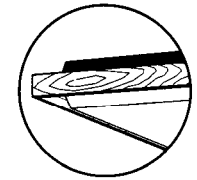
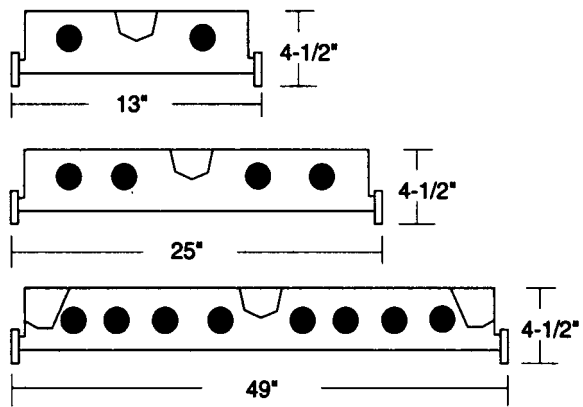


# Decorative Wood Luminaire

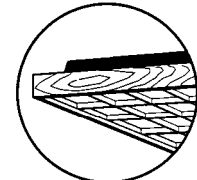
Ordering Matrix

MODEL	LAMPS	LENGTH	WIDTH	CATALOG NUMBER T8	OPTIONS
RW	2-F40	49"	13"	RW-1-232	RWD RWG OAK
	4-F20	25"	25"	RW-1-417	
	2-FB40U	25"	25"	RW-2-231U	
	4-F40	49"	25"	RW-2-432	
	6-F40	49"	25"	RW-2-632	
	4-F40	49"	49"	RW-4-432	
	6-F40	49"	49"	RW-4-632	
	8-F40	49"	49"	RW-4-832	
				25"	

**RWD:** Opal Dish  
**RWG:** Grid Lattice with Matte Opal Lens  
**OAK:** Solid Oak Frame



RWD (DROP DISH)



RWG (GRID LATTICE)

For critical application verify all dimensions with factory.  
 For additional Lamp/Ballast options, consult factory.