



# 7810

# 7815

JOB NAME:

FIXTURE TYPE:

## 7810/7815 SERIES WRAPAROUND

### FEATURES

- Available in 2 sizes to suit most commercial, classroom, and residential applications.
- 10" wide unit is available in a two lamp configuration, T8 and T5.
- 15" wide unit is available in 4 lamp configurations, T8 and T5.
- Integral embossed white end plates with flush knockouts make fixtures suitable for individual or continuous row mounting.
- Diffuser snaps in and out for easy maintenance.
- For surface or pendant mounting.
- Available with energy efficient reflectors in Specular Silver (95% reflectance)

### SPECIFICATIONS

- **HOUSING**  
Die formed heavy gauge steel with leveling embossments which allow direct mounting on most combustible low density ceilings.
- **ELECTRICAL**  
Energy saving electronic ballasts comply with Federal Energy Efficiency standards.
- **SHIELDING**  
.125 thick, P12 acrylic prismatic diffuser is standard.
- **FINISH**  
All parts finished with high gloss baked white enamel with 89% reflectance applied over iron phosphate pretreatment for maximum adhesion and rust resistance.
- **CERTIFICATION**  
All units bear UL and Made in U.S.A. labels.



# 7810/7815 SERIES WRAPAROUND

Ordering Matrix


MODEL	LAMPS	WIDTH	BALLAST	VOLTAGE	OPTIONS
7810	2	9.9"	T8/EB T5/EB T5HO/EB	120 277 DUAL	DIM ST EM
7815	4	15.3"			

**T8/EB:** Electronic Ballast  
**T5/EB:** Electronic Ballast  
**T5HO/EB:** Electronic Ballast

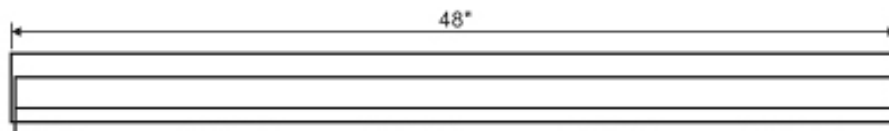
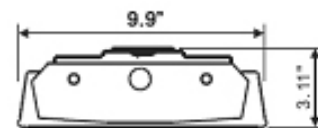
**DIM:** Dimming Ballast  
**ST:** Stem mount, 24" Standard  
**EM:** Emergency Battery Backup

Example: If you wanted to specify 7810 Series with 2 light T8 electronic ballast and emergency battery backup your model number will read as follows:

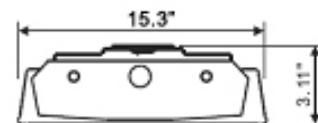
**7810-2-9.9-T8/EB-120-EM**



**7810 Series**



**7815 Series**



*For critical application verify all dimensions with factory.  
 For additional Lamp/Ballast options, consult factory.*